

# AM DISINFECT (AT-3060-AM)

## TECHNICAL DATA SHEET

AM DISINFECT (AT-3060-AM) water-based spray is a long-lasting and powerful quick drying disinfectant that creates a transparent antimicrobial protective physical kill barrier for porous and non-porous surfaces, including fabrics and clear plastics. The disinfectant is applied using a hand or pump sprayer, wipe, or fogger.

Treated surfaces will retain **strong antimicrobial properties for up to 90 days** depending on wear & tear on the treated substrate. Product is EPA Registered (83019-1), NSF-51 Approved, and FDA-compliant for Food Contact Surfaces. Non-toxic with no antimicrobial transdermal absorption.

Proudly manufactured in the USA.

### Technical Data

<b>Color</b>	Clear
<b>V.O.C</b>	Low VOC
<b>EPA Reg No.</b>	83019-1
<b>RoHS</b>	Compliant
<b>REACH</b>	Compliant
<b>Halogens</b>	None
<b>Odor (liquid)</b>	Minty

### Drying and Coverage Rate

<b>Estimated Coverage Rate (Textile Substrate)</b>	200-300 sqf/gallon
<b>Estimated Coverage Rate (Porous Substrate)</b>	200-300 sqf/gallon
<b>Estimated Coverage Rate (Dense Substrate)</b>	500-550 sqf/gallon
<b>Dry to Touch Time (@ 77°F / 25°C)</b> <i>*Warm ambient temperatures will decrease drying time. Allow additional drying time in cold conditions.</i>	15 minutes (average)
<b>Foot Traffic</b>	20 – 30 minutes
<b>Re-coat</b>	As desired

### Key Performance Properties

- Protects plastics, textiles, and other coated surfaces from colonization by a wide variety of pathogens, viruses, bacteria, mold, algae, and other microorganisms.
- Proven effective to protect treated surfaces against colonization by Influenza and Human Coronavirus (untested against COVID-19).
- Does not contain any heavy metals and does not leach chemicals or metals out of the coating.
- Non-toxic and non-hazardous to humans and pets when used as directed.
- Antimicrobial physical kill mechanism does not promote the development of drug-resistant microorganisms.
- Long lasting durability on surfaces (up to 90 days)
- Easy application by spray with excellent coverage rate.
- May be re-coated without impairing performance of existing antimicrobial agent.
- Ambient cure, short dry time.

### Common Applications

AM DISINFECT application is appropriate for any surfaces where a water-based disinfectant is commonly used.

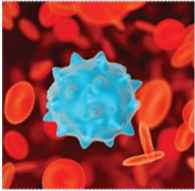


# ALPHATEK COATINGS – ANTIMICROBIAL ADDITIVE INFORMATION

## PROTECTING LIFE'S SURFACES

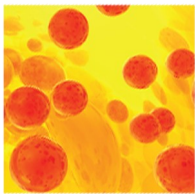
ALPHATEK MATERIALS IS A LEADING INNOVATOR IN ADVANCED MATERIALS, PERFORMANCE COATINGS, AND SURFACE DISINFECTION & SANITATION SOLUTIONS. ALPHATEK'S ANTIMICROBIAL SURFACE DISINFECTANT SPRAYS AND COATINGS COMBINE LEADING EDGE TECHNOLOGIES TO DISINFECT, SANITIZE, AND PROTECT NON-BIOLOGICAL SURFACES FROM DANGEROUS MICROORGANISMS.

ALPHATEK'S ANTIMICROBIAL COATINGS PROTECT ALMOST ANY SURFACE INCLUDING FLOORS, WALLS, DOORS, COOKWARE, COUNTERS, TABLES, VEHICLES, OPERATING ROOMS, HANDRAILS, ELEVATORS, CLEAR PLASTICS, TEXTILES, AND FABRICS.

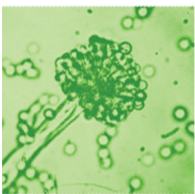


## ALPHATEK MATERIALS' ANTIMICROBIAL ADDITIVE

AlphaTek uses a powerful organosilicon-based antimicrobial additive that is an effective surface disinfectant and adds exceptional continuous bacteriostatic, fungistatic, and algistatic properties to coated surfaces. The antimicrobial is blended throughout the entire thickness of the coating for long-term antimicrobial durability.

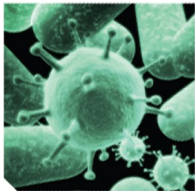


The antimicrobial additive creates a network of electrically charged molecules on the exposed surface that ruptures the cell membrane of microorganisms that come into contact with the coating. The antimicrobial's physical kill mechanism is highly effective and does not promote the development of drug-resistant superbugs.



### **OTHER KEY PROPERTIES OF ALPHATEK'S ANTIMICROBIAL ADDITIVE:**

- EPA Registered (83019-1), NSF-51 Approved, and FDA-compliant for Food Contact Surfaces.
- Protects plastics, textiles, and other coated surfaces from colonization by a wide variety of pathogens, viruses, bacteria, mold, algae, and other microorganisms.
- Proven effective to protect treated surfaces against colonization by Influenza and Human Coronavirus (untested against COVID-19).
- Does not contain any heavy metals and does not leach chemicals or metals out of the coating.
- Non-toxic and non-hazardous to humans and pets when used as directed.
- No transdermal absorption.



### ***THE ANTIMICROBIAL PROPERTIES HELP TO CONTINUOUSLY PROTECT TREATED SURFACES FROM POTENTIAL COLONIZATION BY A GROWING LIST OF MICROORGANISMS, INCLUDING:***

- |                               |                               |                              |                                    |
|-------------------------------|-------------------------------|------------------------------|------------------------------------|
| • Coronavirus, Human          | • Clonostachys rosea          | • Iteneraris species         | • Saccharomyces cerevisiae         |
| • Acinetobacter calcoaceticus | • Clostridium perfringens     | • Mariannaea elegans         | • Salmonella enterica              |
| • Aeromonas hydrophilia       | • Corynebacterium bovis       | • Microsporium audouinii     | • Salmonella typhi                 |
| • Alternaria alternata        | • Corynebacterium diphtheriae | • Monilia grisea             | • Salmonella typhimurium           |
| • Anabaena cylindrica         | • Cryptococcus humicola       | • Mycobacterium tuberculosis | • Scenedesmus quadricauda          |
| • Aspergillus flavus          | • Cutibacterium acnes         | • Oospora lactis             | • Selenastrum gracile              |
| • Aspergillus fumigatus       | • Enterobacter aerogenes      | • Oospora lactis sp          | • Serratia liquefaciens            |
| • Aspergillus Niger           | • Enterobacter agglomerans    | • Oscillatoria borneti       | • Serratia marcescens              |
| • Bacillus cereus             | • Enterobacter cloacae        | • Penicillium albicans       | • Stachybotrys atra                |
| • Bacillus subtilis           | • Enterococcus                | • Penicillium chrysogenum    | • Stachybotrys chartarum           |
| • Bacillus typhimurium        | • Enterococcus faecalis       | • Penicillium citrinum       | • Staphylococcus aureus            |
| • Bipolaris australiensis     | • Epidermophyton floccosum    | • Penicillium notatum        | • Staphylococcus epidermidis       |
| • Candida albicans            | • Escherichia coli            | • Penicillium variabilei     | • Streptococcus faecaliis          |
| • Candida parapsilosis        | • Fusarium nigrum             | • Penicillium notatum        | • Streptococcus pyrogenes          |
| • Cephalascus fragans         | • Fusarium solani             | • Pleurococcus               | • Trichoderma flavus               |
| • Chlorella                   | • Geotrichum candidum         | • Proteus mirabilis          | • Trichophyton interdigitale       |
| • Chlorophyta (green)         | • Gliocladium roseum          | • Proteus vulgaris           | • Trichophyton mentagrophytes      |
| • Chrysophyta (brown)         | • Gliomastix cerealis         | • Protococcus                | • Trichosporon mucoides            |
| • Citrobacter diversus        | • Klebsiella pneumoniae       | • Pseudomonas aeruginosa     | • Vancomycin-resistant enterococci |
| • Cladosporium herbarum       | • Klebsiella terrigena        | • Pseudomonas cepacia        |                                    |



**FOR MORE INFORMATION & SALES, CONTACT:**

**ALPHATEK MATERIALS, LLC**

**2372 MORSE AVENUE, STE. 167, IRVINE, CA 92614**

**+1-949-387-4271 | CONTACT@ALPHATEKMATERIALS.COM**

WWW.ALPHATEKMATERIALS.COM

